




MJ-GERÜST
Scaffolding Systems

Stark gerüstet.

valid
from 15.06.2018

Facade Scaffolding
UNI 70/100
Prices

English



Contents

Contents Mission statement Benefits of the system	2 - 3
Benefits of the system	4 - 5
Frames	6 - 7
Decks	8
Decks Scaffold access - inside	9
Stairs Accessories for stairs	10
Gap covers	11 - 12
Base jacks Base plates	13
Diagonal braces Side guards	14
Toe boards	15
Side guards Scaffold end	16
Upper scaffold guard rails	17 - 18
Deck fastening Roof guard	19
Brackets	20 - 22
Transoms	23 - 24
Anchoring	25
Couplers	26
Mobile towers Single parts	27
Scaffold pallets	28
Protective equipment	29 - 32
Scaffold examples	33 - 35
Notes	36 - 38
Fax order form	39
MJ-Gerüst external warehouses in Germany	Backpage

Prices marked with an asterisk are net prices.
 Discounts / deductions cannot be granted for these prices.

All prices exclude VAT applicable at the time of shipment. All dimensions and weights are non-binding approximate values. Technical data is subject to change without prior notice. Prices are charged as applicable on the day of shipment. Sale is subject exclusively to our sales terms and delivery conditions. In brief: Place of business and jurisdiction is Plettenberg. Extended reservation of property rights until full payment of all our outstanding accounts receivables. Our prices are ex works.



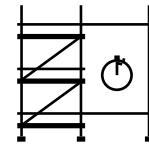
MJ UNI 70/100: easy - fast - safe

The facade scaffolding system MJ UNI 70/100 has been technically approved by the Deutsches Institut für Bautechnik Berlin (German Institute of Building Technology) under the approval numbers Z-8.1-184* (MJ UNI 70) and Z-8.1-871* (MJ UNI 100).

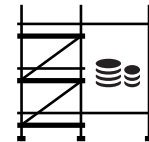
The high quality of this system is based on the optimal ergonomic construction, the durability of the materials and the assembly logic that virtually rules out any assembly errors. The key features of the system are the round deck connection bolts and the toggle pins. The individual scaffold bays are connected by decks which are placed on the round bolts of the vertical frames so that the system can be erected in virtually no time. This also rules out the risk of the decks slipping. The swivel pins in the vertical frames are used to fasten guardrails and diagonal braces without the use of tools.

In its standard design, the „MJ-Gerüst UNI 70“ scaffold system can be used as a scaffold system of scaffold group 3 according to DIN 4420-1:1990 and as guard and roof guard scaffold. The "MJ UNI 100" scaffold system can be used, depending on bay width, for load classes 4 - 6 for scaffolding according to DIN EN 12811-1:2004. The use of a roof guard is accounted for in the standard design.

With extensive and functionally aligned accessories, the system is able to achieve a degree of flexibility that also enables scaffolding for challenging objects.



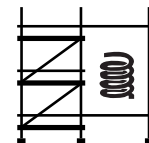
Efficient
due to optimised ease of assembly



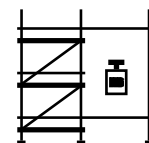
Cost-effective
due to long service life and excellent intrinsic value



Safe
through certified quality management



Flexible
through our extensive range of components



Strong
up to 6 kN/m² full surface,
up to 10 kN/m² as partial surface load*

MJ-Gerüst – top-quality scaffolding "Made in Plettenberg"

MJ-Gerüst GmbH, with its head office in Plettenberg in the German province of Sauerland, is part of a strong group of companies that looks back on 50 years of company history. The core competence of the family business lies in the production and worldwide sale of high-quality scaffolding systems made of steel or aluminium that offer virtually infinite possibilities in terms of modern system scaffolding.

Reasons for you to become our partner:


- We manufacture our products in Germany.
- We are DIN EN 9001, 14001 and 50001 certified.
- We ensure the very highest product quality with dynamic quality management.
- Due to our extensive storage capacities and short decision-making paths, we ensure short-term material availability.
- We support you with your projects as early as the planning phase.
- We ensure global on-time shipment.





MJ-GERÜST
Scaffolding Systems





Set up adjustable base jacks, place lower diagonal fasteners, mounting guard rails (only in the diagonal field).



Mount vertical frames.



Mount diagonal brace on toggle pins.



Mount decks, align perpendicularly to guard rail and frame with water level.



Mount inside access deck.



Assemble vertical frames and decks of the next level, then mount diagonal braces, guard rails and toe boards.

Essential benefits of the UNI 70/100 system at a glance:


- **Horizontal bracing** with round bolt deck arresting
- **Short assembly times** without the use of any additional tools due to modular structure
- **High safety features:** Decks are firmly locked to the vertical frames. Inherent and vertical moving loads are discharged directly by the decks lying on the vertical frames.
- **Independent perpendicular adjustment** through fixed knot connections: After initial alignment of the lowest levels, the alignment of all further scaffold levels takes place automatically.
- **Complete usability of the working width** due to outside diagonal braces
- **Decks made of timber, steel and aluminum**



VERTICAL FRAME STEEL

Steel tube Ø 48.3 mm, hot dip galvanized, with round bolts for safe mounting of the scaffolding floors. Steel tubes perforated for securing options by security pins, self-locking swivel pins for mounting back guardrails and diagonal braces. The assembly frame UNI 100 meets the requirements of width class A/F 09 and is designed for highly loaded scaffoldings up to load class 6.

PU: 25 pieces (height 2.00 + 1.50 m)
50 pieces (height 1.00 + 0.50 m)




* Wall thickness 3.2 mm

	Height m	Width m	Weight approx. kg	Article No.	Price Euro
UNI 70	2.00	0.74	16.50	000004	74.50
	2.00*	0.74	19.00	009661	84.20
	1.50	0.74	15.00	000267	73.20
	1.00	0.74	11.30	000025	67.50
	0.50	0.74	8.50	000026	63.00
UNI 100	2.00	1.10	21.90	000027	98.00
	1.50	1.10	19.20	000269	88.00
	1.00	1.10	15.00	000028	80.50
	0.50	1.10	12.20	000029	74.50
1-board	2.00	0.40	14.50	000270	74.20
	1.00	0.40	9.50	000271	65.00

INDIVIDUAL NEEDLE EMBOSSING




– 3.90



VERTICAL FRAME STEEL
 as before, but with 4 inside
 swivel pins
PU: 25 pieces

* Wall thickness 3.2 mm

UNI 70	2.00	0.74	16.70	000649	77.50
	2.00*	0.74	19.10	005793	87.20
UNI 100	2.00	1.10	22.00	000601	103.00



VERTICAL FRAME ALU

Aluminum tube Ø 48.3 x 4.0 mm,
 otherwise like the steel frame.

PU: 25 pieces (height 2.00 + 1.50 m)
50 pieces (height 1.00 + 0.50 m)

2.00	0.74	8.70	000252	109.00
1.50	0.74	7.50	000268	97.50
1.00	0.74	5.80	000253	91.00
0.50	0.74	4.20	000254	83.00



SIDE BRACKET FRAME

Steel tube Ø 48.3 mm, hot dip galvanized.
For retrofitting roof overhangs and building protrusions.
PU: 25 pieces

Height m	Width m	Weight approx. kg	Article No.	Price Euro
----------	---------	-------------------	-------------	------------

2.00	0.74	20.60	000276	98.20
2.00	1.10	23.50	000277	110.50



FALL ARREST FRAME

Steel tube Ø 48.3 mm, hot dip galvanized.
For expanding the UNI 70 scaffold by one board width. Particularly suitable for the erection of roof guard scaffolds as per DIN 4420. Option of using as an adaptor frame when converting from UNI 70 to UNI 100.
PU: 25 pieces


2.00	1.10/0.74	21.50	000281	103.80
------	-----------	-------	--------	--------



CONVERSION FRAME

Steel tube Ø 48.3 mm, hot dip galvanized.
Enables conversion from a 1-board scaffold frame into a UNI 70 (2 boards) scaffold.
PU: 25 pieces (only with height 2.00 m)

2.00	0.74/0.40	18.00	000278	97.50
------	-----------	-------	--------	-------



WALK-TROUGH FRAME TRUSS BEAM

Steel tube Ø 48.3 mm, hot dip galvanized, with tube connector. Wide passageway for pedestrians and pedestrian protection in the lowest scaffold level.

4-board	–	1.50	18.50	000043	125.40
5-board	–	1.80	22.00	000045	146.30

WALK-TROUGH FRAME STANDARD

Steel tube Ø 48.3 mm, hot dip galvanized, each with 2 machine screws fitting the walk-through frame truss beam.

2.00	–	7.50	000046	38.00
------	---	------	--------	-------



TIMBER DECK

with galvanized deck caps, 48 mm thick, can be used on both sides, mechanically checked in accordance with DIN EN 14801 and DIN 4074 MS 10/13, waterproofed and weatherproof. Can be used in guard and roof guard scaffolds as per DIN 4420 up to $L \leq 3.00$ m.

PU: 60/80 pieces



Load class	Length m	Width m	Weight approx. kg	Article No.	Price Euro
3	3.00	0.32	22.00	000030	62.50
4	2.50	0.32	18.20	000032	55.90
5	2.00	0.32	14.50	000034	49.80
6	1.50	0.32	11.50	000035	43.20
6	1.10	0.32	8.50	000175	38.00
6	0.74	0.32	6.00	000176	32.60

STEEL DECK

Hot dip galvanized, perforated, non-slip surface, easy to stack, with handles for length 2.50 m

PU: 60/80 pieces



4	3.00	0.32	23.00	000036	82.90
5	2.50	0.32	18.80	000037	72.90
6	2.00	0.32	15.50	000038	66.90
6	1.50	0.32	12.50	000039	59.80
6	1.10	0.32	9.50	000042	52.40
6	0.74	0.32	7.00	000040	50.90

STEEL DECK "OPTI-LINE"

Some as above, but by optimizing the running profile and by using high quality steel, up to 3.40 kg lighter with the same load class.

PU: 60/80 pieces



4	3.00	0.32	19.60	007181	82.30
5	2.50	0.32	15.90	007180	71.40
6	2.00	0.32	13.20	007179	66.30
6	1.50	0.32	10.80	007178	59.40
6	1.10	0.32	8.25	007177	51.80
6	0.74	0.32	6.17	007176	50.30

ALU DECK

Can be used on both sides and has non-slip surface, box profile with 5 bearing longitudinal bars, very robust high-capacity model.


PU: 60 pieces



3	4.00	0.32	19.00	000310	275.00
4	3.00	0.32	14.00	000313	150.00
5	2.50	0.32	11.50	000315	130.00
6	2.00	0.32	9.50	000316	109.00
6	1.50	0.32	7.00	000317	94.00
6	0.74	0.32	3.25	009636	84.30

CORNER DECK 0.32 and 0.64 m*

Hot dip galvanized, non-slip deck with deck fastening, as an addition to system decks in the inner corner area, in conjunction with corner bracket, see page 21.



DECK FASTENING FOR CORNER DECK* hot-dip galvanized

–	0.32	0.32	7.00	008216	54.10
–	0.64	0.64	17.00	008217	101.00

A/F 22

A/F 19

–	–	–	1.15	008157	11.90
–	–	–	1.10	008156	11.90

DECK CONNECTOR

Steel, hot-dip galvanized, for connecting 2 aluminum decks, only required for 4.00 m aluminum decks.



–	–	–	0.10	000311	8.50
---	---	---	------	--------	------

*Approval procedure not yet completed

Decks | Scaffold access -inside-

ALU DECK WITH STEEL SHOE UNI-CONNECT

non-slip surface and easy to stack, optimised ratio of weight and load capacity due to computer-aided profile optimisation, steel shoes, thus robust and durable. Patented beam reinforcements in the running profile for minimal throughput deflection and best possible slip resistance.
PU: 18 pieces

NEW



PLYWOOD ACCESS DECK + ALU LADDER

with water resistant surface, non-slip and lightweight veneer panels of 12 mm, type BFU 100 G-12.
PU: 14 pieces

New and improved model!



ALU ACCESS DECK + ALU LADDER

with non-slip aluminum deck, weather resistant, lightweight and robust, available for 2.00 m lengths with telescopic ALU ladder, access flap made of corrugated sheet metal.
PU: 14 pieces

Stable flap!



Load class	Length m	Width m	Weight approx. kg	Article No.	Price Euro
3	4.00	0.64	31.30	009265	295.00
4	3.00	0.64	21.20	007018	260.00
5	2.50	0.64	17.80	007017	226.00
6	2.00	0.64	14.45	007016	189.00
6	1.50	0.64	11.05	007015	159.00
6	1.10	0.64	10.58	007012	135.00
6	0.74	0.64	8.13	007009	121.00

INDIVIDUAL NEEDLE EMBOSSING



- 3.90

3	3.00	0.63	28.00	000387	322.50
3	2.50	0.63	25.00	000388	282.50

INDIVIDUAL NEEDLE EMBOSSING



- 3.90

3	3.00	0.63	27.50	000390	345.00
4	2.50	0.63	24.40	000389	312.50
4	2.00	0.63	23.70	000391	309.00

INDIVIDUAL NEEDLE EMBOSSING



- 3.90

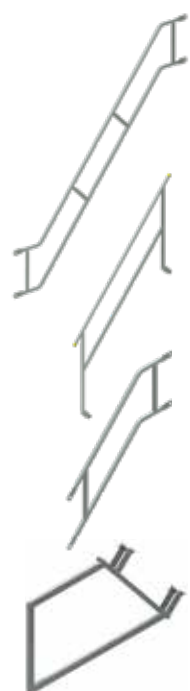
**ALUMINUM STAIRS WITH PLATFORM**

for bay height 2.00 and 1.00 m, scaffold stairway for the planned construction with facade scaffolding for quick and safe mounting of the levels. The steps are designed in a non-slip manner and allow comfortable outside access for extensive use of scaffold and when transporting bulky material, without reducing the work surface in the main walkway.

- Evenly distributed line load $p=2.5 \text{ kN/m}^2$
- Single load distributed on $0.2 \times 0.2 \text{ m}^2 F=1.5 \text{ kN}$
- Meets the requirements according to DIN EN 12811-1

PU: 10 pieces

Decking transom for start of stairs, see page 23.

**OUTSIDE STAIRCASE HANDRAIL**

Steel, hot dip galvanized, for ALU platform stairs.

PU: 40 pieces

INSIDE STAIRCASE HANDRAIL

Steel, hot dip galvanized, for ALU platform stairs.

PU: 20 pieces

STAIR GUARD RAIL

Steel, hot dip galvanized, for ALU stair with landing 1.00 m.

ROUND INSIDE GUARD RAIL

Steel, hot-dip galvanized. For mounting to the stair string.

**ACCESS LADDER ALUMINUM**

as a separate ladder for the inside scaffold climbing, with riveted steel claws for safe attachment to the access decks.

ACCESS LADDER STEEL

Hot dip galvanized, as a separate ladder for the inside scaffold climbing, with hook for safe mounting to the access decks.

PU: 80 pieces

**SQUARE PLUG BLACK**
for ALU Access Ladder

steel

ALU


		Length m	Width m	Weight approx. kg	Article No.	Price Euro
	Bay 2.50 m	3.25	0.64	22.50	000417	409.00
	Initial stairs 1.00m	1.50	0.64	10.70	000395	247.50
	Bay 2.50 m	3.45	–	16.00	000426	112.00
	A/F 22	2.25	–	11.50	006942	103.50
	A/F 19	2.25	–	11.50	000425	103.50
		–	–	6.90	009019	94.00
	A/F 19	–	–	5.80	009226	53.40
		2.16	0.40	3.00	001323	52.00
		2.16	0.40	10.50	000172	47.90
	steel	0.20	0.40	0.01	008441	0.40
	ALU	0.25	0.40	0.01	008442	0.40
		1.00	0.62/ 0.47	7.60	010347	75.50

ACCESS LADDER 1.00 m
Steel, hot-dip galvanized, with UN-suspension. Enables easy entry into the scaffolding, with a field height of 1.00 m.






STEP ACCESS PLATFORM BRACKET
to set up a stairway
in front of a scaffold bay.



Length m	Width m	Weight approx. kg	Article No.	Price Euro
0.50	0.30	7.50	000234	74.00

GAP COVER*
Steel, hot dip galvanized, non-slip deck, varied use, for
bridging gaps up to 0.25 m wide, quick assembly due to
wedge lock fastening.



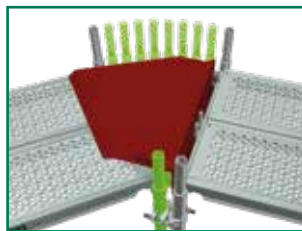
0.35	0.34	3.60	007794	32.00
0.60	0.34	5.60	008256	51.90

**GUARDRAIL BRACKET FOR
PLATFORM STAIRS***



A/F 19	0.50	–	3.20	008227	36.90
--------	------	---	------	--------	-------

POLYGON COVERAGE 2-BOARD
Steel, hot dip galvanized, non-slip deck with deck fastening for
continuous construction of round scaffolding from 0 to 50°.



–	–	8.50	007858	66.00
---	---	------	--------	-------




DISTANCE COUPLER
Steel tube Ø 48.3 mm with two welded
couplers, galvanized. Can be used,
for example, as a connection (without a
gap) between facade scaffolding and an
outside stairway.

Inside micrometer	0.11	1.60	008225	14.60
Inside micrometer	0.15	1.80	008297	17.00
Inside micrometer	0.18	2.00	000233	17.50

*Approval procedure not yet completed

GAP CLOSER ALU*

with composite cap. To close the gap between main bay and console decks. CAUTION the deck has to be secured against tilting/lifting. Fitting deck fastener: please see Page 18.

NEW

Load class	Length m	Width m	Weight approx. kg	Article No.	Price Euro
	0.74	0.22	1.40	008631	25.00
	1.10	0.22	2.00	008632	27.00
	1.50	0.22	2.90	008633	33.00
	2.00	0.22	4.00	008634	40.00
	2.50	0.22	4.90	008635	46.70
	3.00	0.22	6.00	008636	54.90

LOCK AGAINST LIFT-OFF*

Steel, hot dip galvanized to secure decks against lifting.

A/F 22


-

-

1.00

009240

14.00



*Approval procedure not yet completed



BASE JACK

Steel, hot dip galvanized, for adjusting level with differences in height of the ground, with tube jack, base plate 150 x 150 mm, knurled nut with collar for centring the shaft on the jack, lock to prevent unscrewing of the knurled nut and to ensure the necessary bridging length, can also be used as a head jack.


SWIVEL BASE JACK

with swivelling base plate, 150 x 150 mm Additional longitudinal scaffold bracing at base required. Permissible load: 25.4 kN

BASE SPINDLE SOLID

Steel, galvanized, for high permissible loads, with knurled nut, fast action thread, base plate 150 x 150 mm.

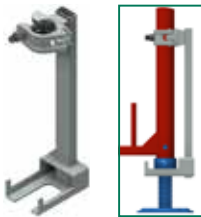
	Length m	Weight approx. kg	Article No.	Price Euro
PU: 375	0.30	2.40	000318	12.00
PU: 300	0.50	3.10	000319	14.50
PU: 300	0.60	3.40	000320	15.00
PU: 250	0.78	3.90	000321	19.90
PU: 200	1.00	4.70	000322	24.90
PU: 250	0.50	3.10	000323	35.00
PU: 200	0.60	6.70	007095	32.20



ADJUSTMENT TUBE

Steel, hot dip galvanized, for levelling unequal ground. Use in connection with a decking transom and base jack. Adjustment range 10 x 0.10 m = 1.00 m.


–	1.70	5.80	000402	42.90
---	------	------	--------	-------



SPINDLE SECURITY

Serves for securing spindle feet when moving a scaffold. The attachment to the tube is done with a half coupler.

–	0.40	2.00	010294	20.90
---	------	------	--------	-------



PROTECTIVE PAD FOR BASE JACK
Plastic, with reflector.


–	–	–	008110	3.20
---	---	---	--------	------



UNDERLAY WOODS
40 x 240 x 1000 mm +/- 10 mm
40 x 240 x 1500 mm +/- 10 mm
as a load-distributing support, sawn.

–	1.00	1.50	009203	7.50
–	1.50	2.25	010360	9.10

LOWER DIAGONAL FASTENER
For fastening the diagonal braces at ground level. For each diagonal bay, 2 lower diagonal fasteners and 1 back guard rail are required as a horizontal ledger.



–	–	0.50	000089	6.00
---	---	------	--------	------


	Length m	Width m	Weight approx. kg	Article No.	Price Euro
DIAGONAL BRACE Steel tube \varnothing 48.3 mm, hot dip galvanized. The assembly takes place on the outside of the scaffold using the upper swivel pin on the vertical frame. Perpendicular scaffolding construction is guaranteed because the diagonal causes automatic alignment. Thus a floor-wise alignment is not required. PU: 50 pieces					
DOUBLE END GUARD RAIL Steel tube \varnothing 33.7 mm, hot dip galvanized. Double side guards at the ends. Connected on one side of the swivel pin and attached to the opposite side. PU: 25 pieces					
END GUARD RAIL 1-BOARD Steel tube \varnothing 33.7 mm, hot dip galvanized. Double side protection on front sides. Can be used for side protection on round scaffolding.					
SINGLE END GUARD RAIL Steel tube \varnothing 33.7 mm, hot dip galvanized. To be used in pairs as double side guards. PU: 25 pieces					
BACK GUARD RAIL Steel tube \varnothing 38 mm (\varnothing 42.4 mm for 4.00 m length), hot dip galvanized, pressed and perforated at the ends. Time-saving attachment using the self-locking swivel pins, thus no tools are required for assembly. PU: 100 pieces					



TOE BOARD

Impregnated timber with galvanized fittings, for attaching to the toe board pins of the assembly frame as part of the complete side guard protection.

PU: 80 pieces



Length m	Width m	Weight approx. kg	Article No.	Price Euro
4.00	0.15	10.00	000183	49.00
3.00	0.15	6.50	000066	17.90
2.50	0.15	5.50	000069	16.60
2.00	0.15	4.50	000070	15.00
1.50	0.15	3.00	000071	14.00
1.10	0.15	2.50	000184	13.80
0.74	0.15	2.00	000186	13.50



Prices for printed toe boards on request.

END TOE BOARD


Impregnated timber with galvanised fittings, for end protection.

PU: 100 pieces



0.74	0.15	1.50	000073	13.20
1.10	0.15	2.00	000074	14.20

TOE BOARD
Aluminum, galvanized steel fittings, for mounting in the toe board pins of the frame as a component of the full, three-part Side protection.
PU: 80 pieces



3.00	0.15	5.10	010166	54.60
2.50	0.15	4.30	010165	47.90
2.00	0.15	3.50	010164	41.00
1.50	0.15	2.70	010163	34.70
1.10	0.15	2.00	010162	28.40
0.74	0.15	1.50	010161	24.50



INSIDE GUARD RAIL POST WITH TOE BOARD PIN

Steel, hot dip galvanized with 2 welded-on swivel pins for attaching additional inside back guard rails to the vertical frame. Quick assembly due to wedge connection.

PU: 100 pieces




Length m	Width m	Weight approx. kg	Article No.	Price Euro
0.99	–	2.60	006136	31.50

TOP END GUARD FRAME, STEEL

Steel tube Ø 48.3 mm, hot dip galvanized, double side guards and deck fastening for the top scaffold platform.

PU: 25 pieces



–	0.74	9.70	000064	57.50
–	1.10	13.80	000065	65.00

SINGLE GUARD RAIL POST

Steel tube Ø 48.3 mm, hot dip galvanized, for mounting back guard rails on the top scaffold platform.

PU: 50 pieces



1.00	–	3.50	000075	23.00
------	---	------	--------	-------

GUARD RAIL POST

as above, with short deck fastening and toe board pin.

PU: 50 pieces



1.00	–	4.00	000630	27.80
------	---	------	--------	-------

GUARD RAIL POST WITH TUBE CONNECTOR

Steel tube Ø 48.3 mm, hot dip galvanized, with tube connector and short deck fastening with toe board pin.






PU: 50 pieces



1.00	–	4.50	000398	33.10
------	---	------	--------	-------




Upper scaffold guard rails

		Length m	Width m	Weight approx. kg	Article No.	Price Euro
 <p>GUARD RAIL POST WITH DECK FASTENING Steel tube Ø 48.3 mm, hot dip galvanized, for mounting back guard rail and fastening scaffolding deck to the top scaffold platform. PU: 50 pieces</p>		1.00	0.74	5.00	000077	34.00
		1.00	1.10	6.50	000078	35.50
 <p>GUARD RAIL POST 2.00 m Steel tube Ø 48.3 mm, hot dip galvanized, with tube connector and short deck fastening. Its use in guard and roof guard scaffolds is not permitted. PU: 50 pieces</p>		2.00	–	8.00	000245	64.90
 <p>PROTECTIVE NET POST Steel tube Ø 48.3 mm, hot dip galvanized, 2.00 m high, for securing the decking on the top scaffold platform and fastening side protective nets. Also suitable for attachment of protective side nets in conjunction with guard rails. Approved for the erection of guard and roof guard scaffolds as per DIN 4420. PU: 50 pieces</p>		2.00	0.74	10.00	000140	79.50
		2.00	1.10	10.80	000244	81.50
 <p>REINFORCEMENT FOR ROOF RAIL Steel, hot-dip galvanized, to reinforce the guard rail for roof rail, at one field length over 3.07 m.</p>	A/F 22	1.30	–	7.50	010063	42.80
<p>UPPER DECK FASTENING Steel tube, hot dip galvanized, in conjunction with the guard rail post for fastening the decking on the top scaffold platform. PU: 50 pieces</p> 		–	0.74	2.00	000087	19.00
		–	1.10	2.50	000088	23.00



PROTECTION FENCE


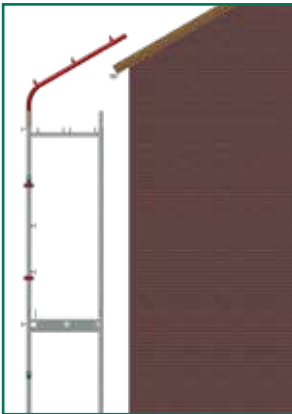
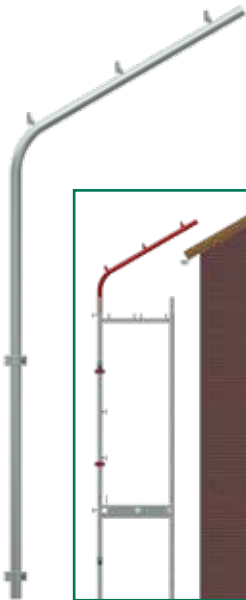
Hot dip galvanized for protection of roofers. Replaces three-part side guard as per DIN 4420. Assembly side by side and/or one on top of the other.



Length m	Width m	Weight approx. kg	Article No.	Price Euro
3.00	1.00	25.00	000137	160.00
2.50	1.00	22.00	000138	140.00
2.00	1.00	19.00	000139	125.00
1.50	1.00	16.00	000284	107.50

WEATHER PROTECTION POST

Steel, hot dip galvanized, with 3 swivel pins for fastening tarpaulins and tarp battens (back guard rails), (see page 14) and with connecting piece for guard rail posts.




Scaffold protection tarp, see price list "Universal Accessories"

2.00	–	12.00	000142	86.00
------	---	-------	--------	-------

RAIN CANOPY BRACKET TWO-PIECE SET*

Steel, hot dip galvanized. For use with frame width 0.74 m in the top scaffold platform. In conjunction with guard rails and tarps, this component provides weather protection.



2.00	–	13.20	008259	154.00
------	---	-------	--------	--------



BRACKET FASTENER

Steel, hot dip galvanized.
Enables varied mounting
of brackets in building niches.
Can be used with wooden and
steel floors.



Length m	Width m	Weight approx. kg	Article No.	Price Euro
0.40	–	1.50	000100	26.50



ROOF GUARD EXTENSION

Steel, hot dip galvanized. For erecting a roof guard
as per DIN 4420. To be used with deck fastening in
conjunction with bracket 0.64 m or bracket 0.96 m.



DECK FASTENING
Steel, hot dip galvanized,
suitable for roof
guard extensions.



–	0.74	4.00	000143	29.50
0.70	0.45	2.00	000246	39.50



DECK FASTENING WITH WEDGE

Steel, hot dip galvanized.
To prevent decks from lifting off.

–	–	0.70	006850	11.00
---	---	------	--------	-------




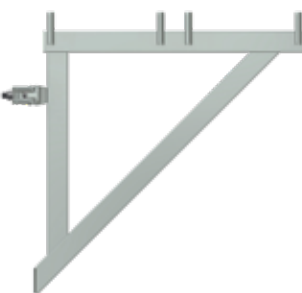


BRACKET DECK FASTENING

Steel, hot dip galvanized.
To prevent decks from lifting off.



–	0.40	1.50	007302	19.50
---	------	------	--------	-------

	Width m	Weight approx. kg	Article No.	Price Euro
 <p>BRACKET 0.32 m up to scaffold class 4 with tube connector for mounting guard rail post, steel, hot dip galvanized, with welded half coupler, used to extend the scaffold on the inside or outside by one 32 cm wide system deck. PU: 25 pieces</p>	0.32	5.10	000091	42.00
 <p>BRACKET 0.32 m up to scaffold class 4. Some as above, but without tube connector, easy to use together with a deck plank fastener. PU: 100 pieces</p>	0.32	3.00	000092	33.00
 <p>BRACKET 0.64 m with tube connector, steel, hot dip galvanized, with welded half coupler. Used to extend the scaffold on the inside or outside by two system decks and to extend the ends. PU: 20 pieces</p>	0.74	8.00	000094	59.50
 <p>BRACKET 0.64 m Some as above, but without tube connector. PU: 20 pieces</p>	0.74	6.30	004620	53.00

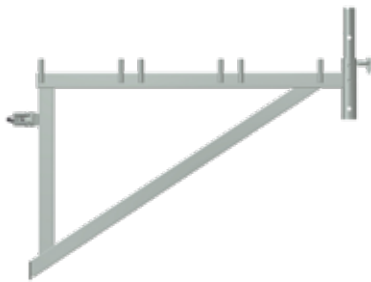


BRACKET 0.74 m

Steel, hot dip galvanized. Used to make scaffold lift adaptations of one UNI 70 vertical frame width. Unlike 0.64 m, the adaptation is not only possible at deck height, but can be made at any required height. Used to extend the scaffold by two system decks and for erecting guard and roof guard scaffolds.
PU: 20 pieces

Width m	Weight approx. kg	Article No.	Price Euro
------------	----------------------	----------------	---------------

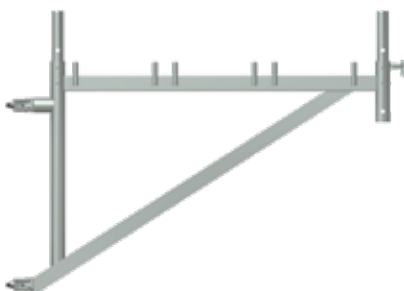
0.74	10.00	000095	70.00
------	-------	--------	-------



BRACKET 0.96 m

Steel, hot-dip galvanized, with welded half coupler, used to extend the scaffold on the inside or outside by three system decks and to extend the ends, additional support through cross diagonals, bracket ≤ load class 3. Stability of the supporting structure must be verified in each individual case.
PU: 20 pieces





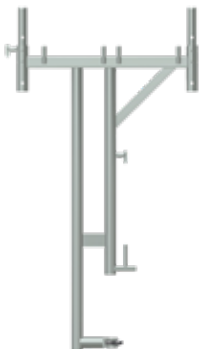
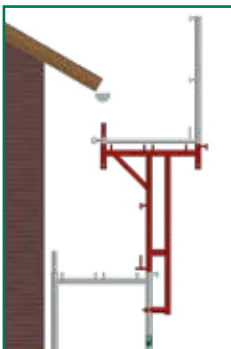





1.10	9.00	000099	79.50
------	------	--------	-------



BRACKET 1.10 m

Some as above, but for UNI 100 vertical frame, additional support required through cross diagonals, bracket ≤ load class 3. Stability of the supporting structure must be verified in each individual case.
PU: 20 pieces

1.10	11.50	000096	88.40
------	-------	--------	-------

			Length m	Width m	Weight approx. kg	Article No.	Price Euro
SYSTEM GRID BRACKET 0.50 m with half coupler, steel, hot dip galvanized, used to expand or shorten scaffold bays. PU: 20 pieces	 		–	0.50	6.00	007129	45.00
CORNER BRACKET WITHOUT TUBE CONNECTOR* Steel, hot dip galvanized. A welded half coupler at a staggered height enables 2 brackets to be connected to one stand pipe. PU: 20 pieces	 		– –	0.32 0.74	3.20 6.30	008218 008219	48.00 64.50
ROOFER BRACKET meets different requirements for ergonomic workplaces for painters and tinsmiths, not to be used as a roof guard scaffold, for use up to load class 3. PU: 12 pieces	 		–	0.74	15.00	000274	132.50
T-DECKING FASTENER coated, signal red RAL 3001. As a safe guard against taking off.	 		–	0.30	0.80	009518	3.90
COTTER PIN for fixing the T-deck fastener.			–	–	0.01	002232	0.40
 	CROSS DIAGONAL Steel, hot dip galvanized, with two half couplers for bracing 2-board vertical frame perpendicular to the facade and for supporting 2-board brackets.		1.77	–	5.30	000588	37.70
	CROSS DIAGONAL Some as above, but for bracing 3-board vertical frame perpendicular to the facade and for supporting 3-board brackets.		1.95	–	5.80	000587	39.60



TRANSOM

Steel, hot dip galvanized, adjustable height for intermediate levels in the vertical frame. When using bridging beams, the system deck is mounted by using transoms.



PLATFORM TRANSOM

Steel, hot dip galvanized, same as before, but designed for building a continuous platform level between the scaffolds.



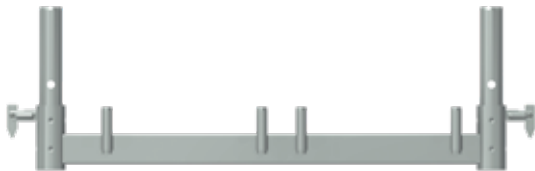
STARTING TRANSOM

Steel, hot dip galvanized, for fixing decks or staircases just above ground level. May also be used in conjunction with adjustment tubes.



HANGING TRANSOM

Steel, hot dip galvanized, for cantilevered end elevations and/or for bridging up to a 6.00 m span. Use in conjunction with diagonal braces and couplers with swivel pin.



DECK TRANSOM FOR LATTICE BEAMS

Steel, hot dip galvanized. Is fixed on the upper flange of the lattice beams to enable the creation of level work surfaces with standard decks.



	Length m	Width m	Weight approx. kg	Article No.	Price Euro
	–	0.74	4.00	000103	35.80
	–	1.10	4.50	000105	51.00
	–	0.74	4.50	000106	44.80
	–	1.10	5.00	000107	58.00
	–	0.74	4.00	000219	38.50
	–	1.10	4.50	000220	45.50
	–	0.74	6.00	000171	48.50
	–	1.10	7.00	000218	57.50
2-board	0.65	–	2.70	000216	33.80
3-board	1.00	–	4.65	000207	49.00
4-board	1.30	–	6.00	000210	63.50
5-board	1.60	–	7.50	000211	78.00
6-board	1.95	–	9.00	000212	95.00
7-board	2.25	–	9.75	000213	115.00
8-board	2.55	–	11.25	000214	131.00



Width m	Weight approx. kg	Article No.	Price Euro
1.10	15.00	000236	80.00


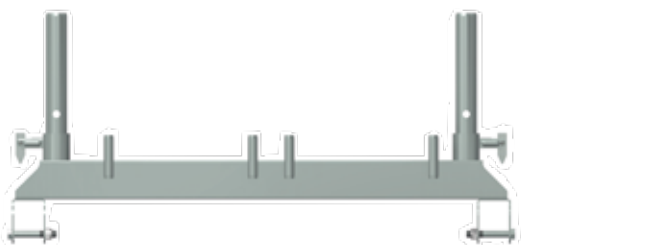
CONVERSION TRANSOM

Steel, hot dip galvanized. With this transom, conversion from UNI 100 to UNI 70 can be easily achieved.



DECK LEDGER FOR LATTICE BEAMS


Steel, hot dip galvanized, for mounting a UNI vertical frame and floor in conjunction with universal lattice beams, for example, for bridging. The lattice beams are arranged on the outside of the frame. The ledger can be slid into position from its secured place by means of the deck.



0.74	6.70	007909	99.00
------	------	--------	-------







LATTICE BEAM BASE PLATE

Steel, hot dip galvanized, use in connection with a decking transom, for further extensions of scaffold pattern when bridging with lattice beams, movable.



–	6.00	000235	68.10
---	------	--------	-------




			PU	Length m	Weight approx. kg	Article No.	Price Euro
	WALL TIE Steel tube Ø 48.3 mm, hot dip galvanized. Installation as short scaffold tie with one standard coupler, as long scaffold tie with two standard couplers.		–	0.30	1.40	000240	9.35
			–	0.40	1.80	000242	9.75
			–	0.50	2.00	000125	10.00
			–	0.60	2.60	000241	12.00
			–	0.80	3.20	000129	13.20
			–	1.00	3.80	000127	14.20
			–	1.30	4.80	000131	17.50
			–	1.50	5.50	000132	18.60
	WALL TIE* Steel tube Ø 48.3 mm, hot dip galvanized. Hook is welded at the inside of the tube for ideal connection of the couplers.		–	0.18	0.95	009190	11.80
	ANCHOR BRIDGE WDV Set with WDV bridge and two eye bolts for the anchoring of scaffolding to house walls, especially for WDV. Even with a lever arm of 28 cm a sufficient load capacity is guaranteed parallel to the house wall.		–	–	3.61	009141	71.80
			WDVS = Thermal insulation composite system				
	EYE BOLT Galvanized and welded, Ø 12 mm, for expansion plug.		150	0.09	0.155	000358	1.10
			150	0.12	0.175	000359	1.20
			100	0.16	0.210	000360	1.30
			100	0.19	0.235	000363	1.40
			100	0.23	0.265	000361	1.50
			50	0.30	0.300	002374	1.65
			50	0.35	0.364	000362	1.95
	EXPANSION PLUG for eye bolts with a timber thread Ø 12 mm for drilling Ø 14 mm.		100	0.07	0.007	000357	0.25
	PLASTIC CAP for closing anchor drill holes.	nature	100	–	0.003	000651	0.15
		black	100	–	0.003	010353	0.15
	SECURITY PIN For securing the scaffold joints against unintentional lift-off, for example, when moving scaffold units with a crane or in special wind conditions, Ø 9 mm.		–	–	0.15	000508	0.95

*Approval procedure not yet completed



STANDARD COUPLER

Robust model, steel, drop-forged, hot dip galvanized, for right-angled connection of tubes of Ø 48.3 mm, class BB, EN 74-1 RA BB C3 M, to be used in the classes B and BB of the steel and aluminum tube. Alternatively, with quick release thread* according to the general building approval.
PU: 25 pieces



	Weight approx. kg	Article No.	Price Euro
A/F 22	1.15	000325	6.40
A/F 19	1.15	000326	6.40

with quick release thread

A/F 22*	1.15	007521	6.90
A/F 19*	1.15	007523	6.90



SWIVEL COUPLER


Heavy-duty steel model, drop-forged, hot dip galvanized, for any angular connection of tubes of Ø 48.3 mm, class B, EN 74-1 SW B C3 M, to be used in class B of the steel and aluminum tube. Alternatively, with quick release thread* according to the general building approval.
PU: 25 pieces

with quick release thread

A/F 22*	1.35	007522	7.30
A/F 19*	1.35	007524	7.30

SWIVEL PIN COUPLER

Drop-forged steel, hot dip galvanized, half coupler with collar nut 19 mm or 22 mm A/F and welded swivel pin.



A/F 22	0.80	000134	6.80
A/F 19	0.80	002354	6.80

with quick release thread

A/F 22*	0.81	007436	6.90
A/F 19*	0.81	008202	6.90



BASIC COUPLER

T-carrier plate with two parallel welded half couplers to bear vertical loads of scaffold constructions, to be mounted directly on the facade, basic structural analysis available. Extensive lattice beam constructions are no longer necessary.

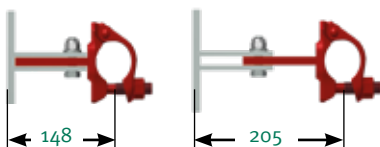
A/F 22	3.60	003247	36.20
A/F 19	3.60	004591	36.20



BASIC COUPLER ADJUSTABLE

as above but adjustable for wall distances from 148 - 205 mm, with 4 mounting holes.

SW 22	5.00	009137	52.10
-------	------	--------	-------



NEW



Special couplers, see price list "Universal Accessories".

*Approval procedure not yet completed



STEEL BEAM 1.70 m

Steel, hot dip galvanized, suitable for mounting with scaffold parts of UNI 70 as mobile scaffold, including 2 eye bolts M 14.



Length m	Width m	Weight approx. kg	Article No.	Price Euro
-------------	------------	----------------------	----------------	---------------

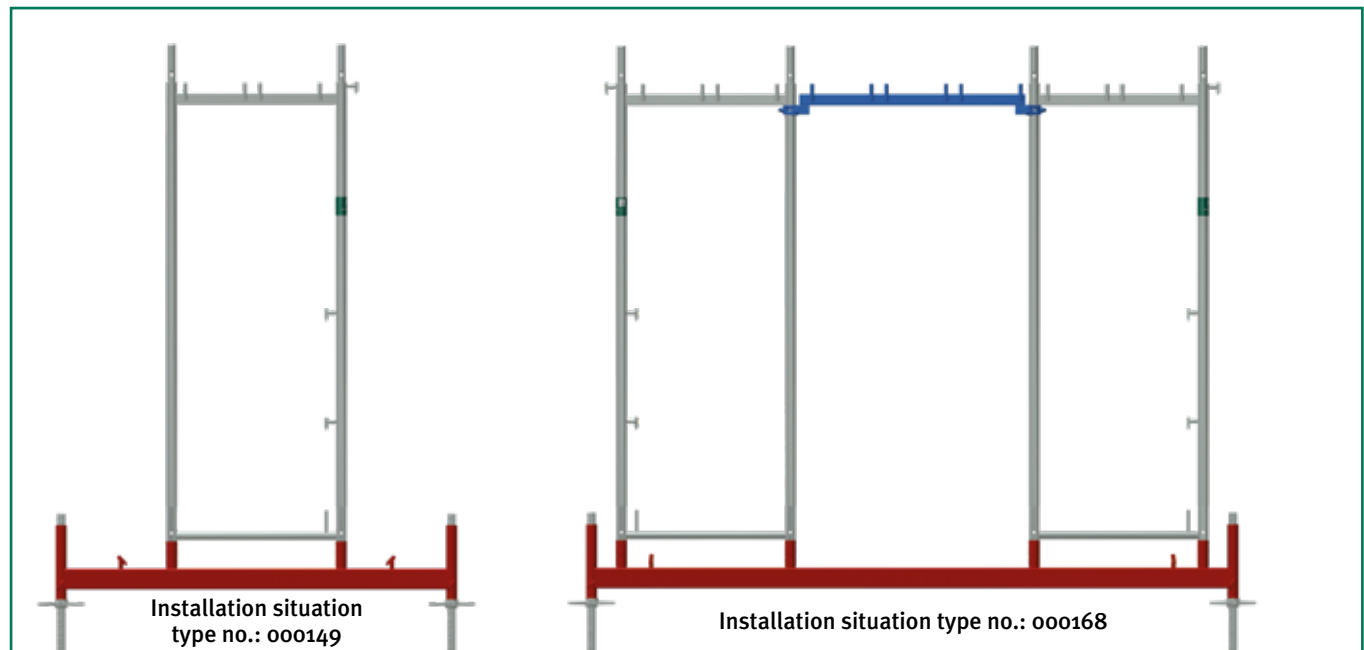
1.70	–	19.00	000149	112.50
------	---	-------	--------	--------

STEEL BEAM 3.00 m

Steel, hot dip galvanized, suitable for mounting with scaffold parts of UNI 100 as mobile scaffold and/or with scaffold parts of UNI 70 and platform transom 1.10 m as mobile ceiling scaffold, including 2 eye bolts M 14.



3.00	–	29.00	000168	190.00
------	---	-------	--------	--------





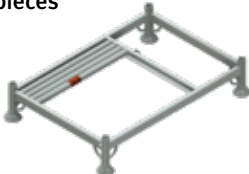





CASTOR WITH SPINDLE

Bearing 10 kN with central load distribution, castor Ø 200 mm made of polyamide with run stop, levelling through adjustable steel spindle. DIN 4420-3 applies if scaffolding is made to be mobile. A standard proof of stability is required for this mobile scaffolding.

PU: 100 pieces

–	–	7.00	000332	95.50
---	---	------	--------	-------

		Length m	Width m	Weight approx. kg	Article No.	Price Euro
 <p>SCAFFOLD PALLET FOR VERTICAL FRAME Steel tube, hot-dip galvanized, continuous fork mount for safe fork-lift transport. Additional cut-outs allow side retracting. PU: 5 pieces</p> 	UN/UC 70	1.11	0.79	31.10	008317	210.00
	UN/UC 100	1.11	1.16	38.70	008367	236.00
 <p>STACKING PALLET FOR TUBES Steel tube, hot-dip galvanized. Specially suited for module scaffolds, standards, ledgers, guard rails, diagonal braces, tubes and toe boards. Open all round, suited for stacked and crane transports. The tubular supports are removable and are to be stowed securely in the base frame so that empty pallets can be transported and stacked in a very space-saving manner. PU: 5 pieces</p>  		0.85	0.85	30.50	006962	152.00
		1.25	0.55	31.80	010334	162.00
		1.25	0.85	35.00	005614	167.00
 <p>PALLET FOR TUBES Steel, hot-dip galvanized, robust model, cannot be dismantled, with crane lugs.</p>		1.10	0.60	39.90	007980	182.00
 <p>STACK PALETTE Steel, hot-dip galvanized. Can be combined with grid boxes and pickup for crane hook.</p>		1.20	0.80	42.00	010176	299.00
 <p>INDUSTRIAL LATTICE BOX with wooden deck. On a side with half flap.</p>	Fill height 1000 mm	1.00	0.800	85.00	002249	274.00
	Fill height 400 mm	1.24	0.835	85.00	009749	259.00
	Fill height 330 mm	1.24	0.835	85.00	009750	239.00
<p>PACKAGING TAPE painted with zinc dust, 0.5 x 16 mm (as a ring).</p>		–	–	45.00	002228	165.00
<p>STRAPPING TOOL FOR PACKAGING TAPE</p>		–	–	–	002428	1,530.00
<p>DISPENSER FOR STEEL STRIP</p>		–	–	–	002429	422.50

New Model!
Special orders on request!
NEW



FALLSTOP SET SCAFFOLDING 1
including:

HARNESS
STRIPE BASIC CLICK LIGHT
with vain protection.

COMFORT SHOULDER PAD

BACK EYE EXTENSION TIE 50 m

FLEX SHOCK ABSORBER
elastic webbing with safety and tube hooks

DEVICE BAG size 3

Article No.	Price Euro
010611	249.00*



FALLSTOP SET SCAFFOLDING 2
including:

HARNESS
STRIPE BASIC CLICK LIGHT
with vain protection.

COMFORT SHOULDER PAD

BACK EYE EXTENSION TIE 50 m

SELF-WINDING BELT SHOCK ABSORBER
with belt tensioner RETRAK 2.00 m

DEVICE BAG size 4









010612	309.00*
--------	---------

EC-type examination certificate

For the safety system, there is an EC-type examination certificate issued by the German Social Accident Insurance (DGUV), expert committee PPE. Insurance Association for occupational health checks

*Net prices



			Article No.	Price Euro
	HARNESS STRIPE BASIC CLICK Universal harness for all application situations. Special designed for needs of handcraft and scaffolding in accordance with EN 361.		009646	105.00*
	FLEX STRETCH STOP SHOCK Elastic webbing with securing hooks and Pipe hook 2A / 501.		009648	98.00*
	SHOULDERPAD COMFORT BLACK The shoulderpad protects against the friction of the shoulderstrape on the skin. It is fastened by a hook and loop fastener under the straps.	black	009647	39.00*
	BACK EYELET EXTENSION TIE Secure with the back eyelet of the safety harness this extension provides scaffolding builders extension when working on scaffolding. To secure an easy attaching of the safety device. With industrial license.	50 cm 80 cm	009649 009650	29.00* 36.00*
	CARABINER HOOK HEART LIGHT With TL-Plus closure, ALU anodised. The special heart shape prevents the slippage of the Carabiner hook. Opening diameter: 22 mm.		009651	19.20*
	HAMMER AND RATCHET CARRIER	left slanted right slanted	009652 009653	16.00* 16.00*
	BELT STORAGE BAG Bag for storage and transport of a safety harness with absorbing connecting Lanyard. Adjustable shoulder straps. Recommended load up to ca. 5 kg. Colour: black.		009741	46.00*
	ANCHORAGE PROTECTION SET LORY Compact rescue set especially for scaffolding assembly. The lifting function makes it possible to rescue the fallen person and evacuate him/her to the next scaffolding level as well as a rescue abseiling downwards.	30 m 50 m	009655 009656	484.00* 484.00*



SF PREMIUM SET "MILLER"
including:

**SAFETY HARNESS
REVOLUTION R2 SCAF**
with front and back stopper loop, sharp-edge tested back loop extensions, quick adjustment, automatic closures, comfort back pads, belt-end clips, elastic duraflex belt band, swivel connection, EN 361.

**FIXING MEANS
WITH STRAP FALL ATTENUATOR**
Length 2.00 m, sharp-edge tested, horizontally approved (stopping point at base height), 63 mm scaffold hook, flexible design for added movement, safety clip to fasten safety harness, teflon-coated for longer service life, EN 354 and EN 355.

EQUIPMENT BAG
0.27 x 0.50 m (D x L), made of PVC, red.

	Article No.	Price Euro
S-M	006273	249.00*
L-XL	005610	249.00*



WARN VEST NEON YELLOW
2 reflective strips surrounding (according to DIN). Regulation of the width by Velcro strips in front. Packed in a handy bag.

	010607	9.90*
--	--------	-------




SCAFFOLDING POUCH PREMIUM (L)
PVC-hard foil, DIN A5 high, with two metal eyes up / down and clear slot-in-sleeve for classification of the scaffold on site.

	000653	2.90*
--	--------	-------

SCAFFOLDING POUCH STANDARD (R)
PVC-soft foil, DIN A5 high, with a perforation up/down and clear slot-in-sleeve for classification of the scaffold on site.

	009896	2.15*
--	--------	-------



FORM BLOCK, DIN A4
Triple carbon copies, 25 records per block, for mounting the scaffold signs and classification of the scaffold on site.

	000654	3.80*
--	--------	-------

EXPERT TEST
of personal protective equipment according to BGG 906 (principle of the German Employers' Liability Insurance Association for occupational health checks).

	007614	25.00*
--	--------	--------



UVEX PROTECTIVE HELMET ALPINE
For height work and rescue
Tested and marked according to EN 397
(industrial protection helmets) and
EN 12492 (Mountaineering helmets).

	Article No.	Price Euro
white	009684	73.10*
red	009685	73.10*
yellow	009686	73.10*
orange	009687	73.10*
green	009688	73.10*
blue	009689	73.10*
black	009690	73.10*



UVEX PROTECTIVE HELMET PHEOS S-KR
Tested and approved
According to EN 397 with 4-point chin straps
According to EN 397 pre assembled on the helmet.

	Article No.	Price Euro
white	009392	20.50*
black	009393	20.50*
yellow	009394	20.50*
blue	009395	20.50*



KASK INDUSTRIAL CLIMBING HELMET PLASMA Q
Tested and approved acc. EN 397.
With chin strap. Adjusting wheels allow one
quick and easy adjustment to the right size.
With ring for attaching the helmet to a belt.

	Article No.	Price Euro
white	010497	58.00*
yellow	010498	58.00*
orange	010499	58.00*
red	010500	58.00*
green	010501	58.00*
dark green	010502	58.00*
royal blue	010503	58.00*
black	010453	58.00*



KASK INDUSTRIAL CLIMBING HELMET ZENITH
Tested and approved acc. EN 397 and EN 50365.
Various settings allow a quick and easy adjust.
With ring for attaching the helmet to a belt.

	Article No.	Price Euro
blue	010504	69.00*
white	010505	69.00*
yellow	010506	69.00*
orange	010507	69.00*
red	010508	69.00*
green	010509	69.00*
black	010510	69.00*

Scaffold bay length 2.50m

Scaffold length (m) x Working height (m)
Working surface

	Article No.	List price €	100.00 X 10.20 1020 m ²	50.00 X 10.20 510 m ²	30.00 X 10.20 306 m ²	15.00 X 10.20 153 m ²	10.00 X 10.20 102 m ²
BASIC EQUIPMENT							
UNI-70 vertical frame steel 2.00 m x 0.70 m	000004	74.50	164	84	52	28	20
Timber deck 2.50 m x 0.32 m	000032	55.90	320	160	96	48	32
Diagonal brace for bay 2.50 m	000080	27.00	32	16	12	8	4
Back guard rail 2.50 m	000049	15.90	328	164	99	50	33
Toe board 2.50 m	000069	16.60	160	80	48	24	16
End toe board 0.70m	000073	13.20	8	8	8	8	8
Double end guard rail 0.70 m	000061	28.50	6	6	6	6	6
Guardrail post with deck fastening 1.00 m x 0.70 m	000077	34.00	39	19	11	5	3
Top end guard frame 0.70 m	000064	57.50	2	2	2	2	2
Lower diagonal fastener	000089	6.00	16	8	6	4	2
Base jack 0,60 m	000320	15.00	82	42	26	14	10
Total price in €	–		41,884.80	21,285.20	13,126.90	6,974.20	4,832.70
Total weight (kg)	–		11,557.20	5,837.20	3,575.00	1,867.60	1,269.80
Price per m² in €	–		41.06	41.74	42.90	45.58	47.38
ANCHORING							
Wall tie 0.30 m	000240	9.35	43	23	15	9	7
Standard coupler with collar nut A/F 22	000325	6.40	43	23	15	9	7
Expansion plug	000357	0.25	43	23	15	9	7
Eye bolt 12 mm x 120 mm	000359	1.20	43	23	15	9	7
Total price in €	–	–	739.60	395.60	223.60	154.80	103.20
Total weight (kg)	–	–	117.48	62.84	40.98	24.59	19.12
ADDITIONAL EQUIPMENT							
Extra charge € access hatches (plywood) *	000388	282.50					
Total price in €			682.80	682.80	682.80	682.80	682.80
Extra charge € access hatches (aluminum) *	000389	312.50					
Total price in €			802.80	802.80	802.80	802.80	802.80
Extra charge € combi decks (aluminum) *)	007017	226.00					
Total price in €			18,272.00	9,136.00	5,481.60	2,740.80	1,142.00
Extra charge € steel deck Optiline instead of wood	007180	71.40					
Total price in €			4,960.00	2,480.00	1,488.00	744.00	310.00
Extra charge € Vertical frames (aluminum) instead of steel	000252	109.00					
Total price in €			5,658.00	2,898.00	1,794.00	966.00	690.00

* when using 4 access-decks instead of 8 wooden decks. *) when using combi decks instead of wooden decks.

Scaffold bay length 3.00 m Scaffold length (m) x Working height (m) Working surface	Artikel-Nr.	Listenpreis €	99.00 X 10.20 1,010 m ²	51.00 X 10.20 520 m ²	30.00 X 10.20 306 m ²	15.00 X 10.20 153 m ²	9.00 X 10.20 92 m ²
BASIC EQUIPMENT							
UNI-70 vertical frame steel 2.00 m x 0.70 m	000004	74,50	136	72	44	24	16
Timber deck 3.00 m x 0.32 m	000030	62,50	264	136	80	40	24
Diagonal brace for bay 3.00m	000079	29,50	28	16	8	4	4
Back guardrail 3.00 m	000048	16,90	271	140	82	41	25
Toe board 3.00 m	000066	17,90	132	68	40	20	12
End toe board 0.70 m	000073	13,20	8	8	8	8	8
Double end guardrail 0.70 m	000061	28,50	6	6	6	6	6
Guardrail post with deck fastening 1.00 m x 0.70 m	000077	34,00	32	16	9	4	2
Top end guard frame 0.70 m	000064	57,50	2	2	2	2	2
Lower diagonal fastener	000089	6,00	14	8	4	2	2
Base jack 0.60 m	000320	15,00	68	36	22	12	8
Total price in €	–	–	36.984,30	19.442,80	11.667,40	6.176,50	4.038,90
Total weight (kg)	–	–	11.156,10	5.823,80	3.456,20	1.786,70	1.139,10
Price per m² in €	–	–	36,62	37,39	38,13	40,37	43,90
ANCHORING							
Wall tie 0.30 m	000240	9,35	36	20	13	8	6
Standard coupler with collar nut A/F 22	000325	6,40	36	20	13	8	6
Expansion plug	000357	0,25	36	20	13	8	6
Eye bolt 12 mm x 120 mm	000359	1,20	36	20	13	8	6
Total price in €	–	–	619,20	344,00	223,60	137,60	103,20
Total weight (kg)	–	–	98,35	54,64	35,52	21,86	16,39
ADDITIONAL EQUIPMENT							
Extra charge € access hatches (plywood) *	000387	322,50					
Total price in €			790,00	790,00	790,00	790,00	790,00
Extra charge € access hatches (aluminum) *	000390	345,00					
Total price in €			880,00	880,00	880,00	880,00	880,00
Extra charge € combi decks (aluminum) * ¹⁾	007018	260,00					
Total price in €			9.180,00	4.860,00	2.970,00	1.620,00	1.080,00
Extra charge € steel deck Optiline instead of wood	007181	82,30					
Total price in €			2.692,80	1.425,60	871,20	475,20	316,80
Extra charge € vertical frames (aluminum) instead of steel	000252	109,00					
Total price in €			4.692,00	2.484,00	1.518,00	828,00	552,00

* when using 4 access-decks instead of 8 wooden decks. *¹⁾ when using combi decks instead of wooden decks.

Scaffold bay length 2.50 m Scaffold length (m) x Working height (m) Working surface	Article No.	List price €	100,00 X 10,20 1020 m ²	50,00 X 10,20 510 m ²	30,00 X 10,20 306 m ²	15,00 X 10,20 153 m ²	10,00 X 10,20 102 m ²
BASIC EQUIPMENT							
UNI-100 vertical frame steel 2.00 m x 1.10 m	000027	98.00	164	84	52	28	20
Timber deck 2.50 m x 0.32 m	000032	55.90	480	240	144	72	48
Diagonal brace for bay 2.50 m	000080	27.00	32	16	12	8	4
Back guardrail 2.50 m	000049	15.90	328	164	99	50	33
Toe board 2.50 m	000069	16.60	160	80	48	24	16
End toe board 1.10 m	000074	14.20	8	8	8	8	8
Double end guardrail 1.10 m	000062	32.50	6	6	6	6	6
Guardrail post with deck fastening 1.00 m x 1.10 m	000078	35.50	39	19	11	5	3
Double end guardrail frame 1.10 m	000065	65.00	2	2	2	2	2
Lower diagonal fastener	000089	6.00	16	8	6	4	2
Base jack 0.60m	000320	15.00	82	42	26	14	10
Total price in €	–	–	54,788.30	27,806.70	17,095.60	9,028.30	6,248.60
Total weight (kg)	–	–	15,432.00	7,794.00	4,764.00	2,481.00	1,692.00
Price per m² in €	–	–	53.71	54.52	55.87	59.01	61.26
ANCHORING							
Wall tie 0.30 m	000240	9.35	43	23	13	9	7
Standard coupler with collar nut A/F 22	000325	6.40	43	23	13	9	7
Expansion plug	000357	0.25	43	23	13	9	7
Eye bolt 12 mm x 120 mm	000359	1.20	43	23	13	9	7
Total price in €	–	–	739.60	395.60	223.60	154.80	120.40
Total weight (kg)	–	–	117.00	63.00	36.00	25.00	19.00
ADDITIONAL EQUIPMENT							
Extra charge € access hatches (plywood) *	000388	282.50					
Total price in €			682.80	682.80	682.80	682.80	682.80
Extra charge € access hatches (aluminum) *	000389	312.50					
Total price in €			802.80	802.80	802.80	802.80	802.80
Extra charge € aluminum floor instead of wood	000315	130.00					
Total price in €			12,152.40	6,224.40	3,853.20	2,074.80	1,482.00
Extra charge € steel deck Optiline instead of wood	007180	71.40					
Total price in €			2,542.00	1,302.00	806.00	434.00	310.00

* when using 4 access-decks instead of 8 wooden decks.



MJ-Gerüst GmbH

Ziegelstraße 68 | 58840 Plettenberg
Telephone: +49 2391 8105 350
info@mj-geruest.de | www.mj-geruest.de

Company:

City / Date

Order no.

Name of buyer

Contact

Customer no. (if applicable)

Order Inquiry

Product description	Article no.	Quantity	Unit price / €	Total value / €

All prices exclude VAT applicable at the time of shipment. All dimensions and weights are non-binding approximate values. Technical data is subject to change without prior notice. Prices are charged as applicable on the day of shipment. Sale is subject exclusively to our sales terms and delivery conditions. In brief: Place of business and jurisdiction is Plettenberg. Extended reservation of property rights until full payment of all our outstanding accounts are recieved. Our prices are ex works.

Order value / €

Shipping address:

Date of delivery

Shipping method

Terms of delivery

Packaging costs

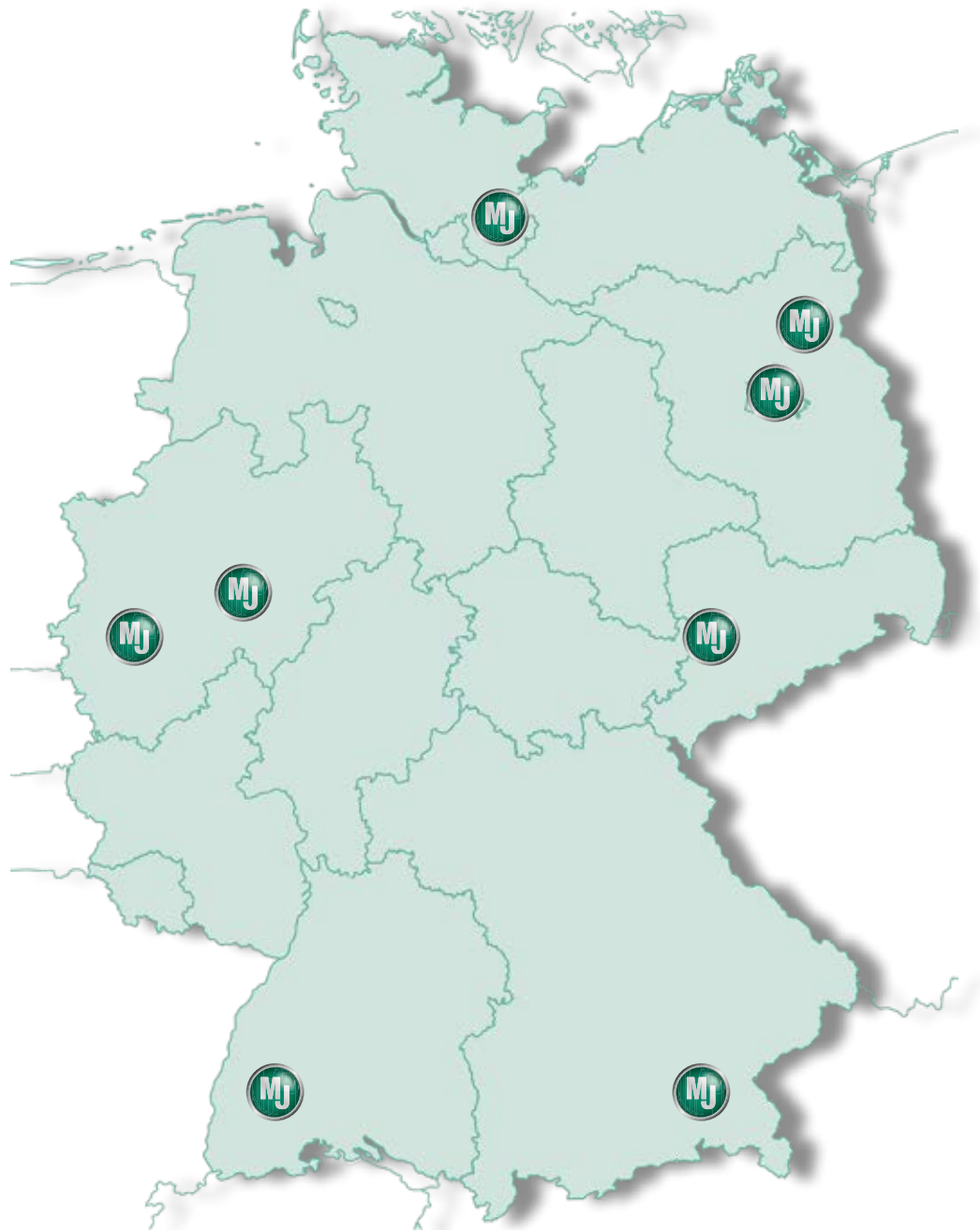
Other

Terms of payment

MJ consultant

Customer signature

Copy this form and fax to +49 2391 8105 375



Head office / Production site

MJ-Gerüst GmbH

Ziegelstraße 68
58840 Plettenberg
Mon – Thu: 8:00 a.m. – 4:30 p.m.
Fri: 8:00 a.m. – 4:00 p.m.
Tel.: +49 2391 8105 350

MJ-Warehouse Burgenlandkreis

on the grounds of
Rainer Deike
Beuditzer Berg 4
06618 Naumburg - Meyhen
Mon – Fri: 8:00 a.m. – 5:00 p.m.
Tel.: +49 34466 20361

MJ-Warehouse Berlin

on the grounds of
Menke Gerüstbau GmbH
Roedernallee 9
13407 Berlin
Mon – Fri: 7:00 a.m. – 3:00 p.m.
Tel.: +49 30 4145631

MJ-Warehouse Kenzingen

on the grounds of
Himmelsbach Leitern- und Gerüstefabrik GmbH
Freiburger Straße 28
79341 Kenzingen
Mon – Thu: 8:00 a.m. – 5:30 p.m.
Fri: 8:00 a.m. – 4:00 p.m.
Tel.: +49 7644 91120

MJ-Warehouse Eberswalde

Poratzstraße
16225 Eberswalde
Nov – Feb: 7:30 a.m. – 3:30 p.m.
Mar – Oct: 7:00 a.m. – 4:00 p.m.
Tel.: +49 3334 589070

MJ-Warehouse Hamburg

on the grounds of
Richard Dubiec Gerüstbau GmbH
Liebigstraße 107
22113 Hamburg
Mon – Fri: 8:00 a.m. – 6:00 p.m.
Tel.: +49 40 218806

MJ-Warehouse Cologne

on the grounds of
Odendahl + Feldbusch GmbH
Robert-Bosch-Straße 53 - 55
50769 Cologne
Mon – Fri: 7:00 a.m. – 5:00 p.m.
Tel.: +49 221 9704190

MJ-Warehouse Ramerberg

on the grounds of
Sebastian Riedl Baugeräte/Schalung
Anger 1c
83561 Ramerberg
Mon – Fri: 5:30 a.m. – 5:00 p.m.
Tel.: +49 8039 409 360